

New Zealand Weekly Data Wrap

20 December 2024



This is not personal advice nor financial advice about any product or service. It does not take into account your financial situation or goals. Please refer to the Important Notice.



Contact us

See [page 5](#).



ANZ Proprietary data

Check out our latest releases below

- [ANZ Business Outlook](#)
- [ANZ-Roy Morgan Consumer Confidence](#)
- [ANZ Truckometer](#)
- [ANZ Commodity Price Index](#)
- [ANZ NZ Merchant and Card Spending](#)

Key forecasts and rates

Our forecasts can be found on [page 4](#).

Glossary

Confused by acronyms or jargon? See a glossary [here](#).



This is our last *Weekly Data Wrap* for 2024. Our first edition for 2025 will be released on 17 January. We would like to wish our readers a safe and enjoyable festive season.
Meri Kirihimete

A decade of deficits

There was a lot to digest in [this week's Half-Year Economic and Fiscal Update and Budget Policy Statement](#). The Treasury not only downgraded their economic outlook; they also revised down their forecast assumptions regarding how "tax rich" they expect the economy to be going forward. That led to a \$13bn downgrade to the forecast tax take to June 2028, which, combined with higher non-discretionary operating expenditure and a tiny bit more capex, saw NZDM's bond issuance guidance lift by a whopping \$20bn.

The extent of deterioration in the fiscal position was surprising. Core Crown residual cash deficits are now forecast over the entire forecast horizon. And with a 2028/29 forecast cash deficit of \$5.6bn, in the absence of a course correction, 10 years of consecutive cash deficits could be a best-case scenario. Concern is only cemented by the fact that the Treasury's estimate for the structural balance is also in deficit for as long as the Treasury's forecasts extend. That means it's not the state of the economy to blame for persistent deficits; it's the hangover from the previous Government's ballooning expenditure combined with this Government's slow-burn approach to correcting for that.

On the fiscal strategy front, the Government reiterated their gradual approach to consolidation: keeping a lid on spending growth and reprioritising from within existing baselines, but little else. Should the Government become sufficiently concerned with the underlying state of the books to course correct, they do have options, though none are likely to be politically palatable:

- The pace of growth in new spending could be lowered further by taking an even more aggressive approach to reprioritising less-effective spending from within existing baselines. For example, a "zero Budget" in 2025 would strip almost \$10bn out of operating expenditure on a cumulative basis to 2028/29. That's easier said than done, naturally, but by our estimates there's scope to do this and maintain higher cost-adjusted government expenditure than prior to the pandemic. Some may call this response "pro-cyclical" given the output gap is negative and the RBNZ is cutting rates, but it's important to remember that the only reason monetary policy has been restrictive is because the fiscal and monetary response to the pandemic was too much. Correcting for that while the economy is running cool was always likely to be part of the cost of the previous Government's pro-cyclical expansion.
- New or higher taxes could be considered, but the message from the Minister this week is that this is not on the table. But given the tax burden placed on the younger generation to cover all the COVID-era debt costs, an aging population (NZ Super and health) and maintaining other government services and investments, a broadening of the tax system is just a matter of time. It's not on the policy agenda right now, but policy does tend to change alongside the preferences of the voting public, and the status quo is not looking equitable through an intergenerational lens.
- Government assets could be sold. While some are already arguing the case for this, we'd caution against being too hasty on this front. Playing this card too early (if it is required) may skip an important step in the process: forcing Ministers and departments to take a long hard look at what they are doing, how, and why they are doing it. Potential public sector efficiency gains could be missed by hastily selling the silverware.

All told, getting the books back into shape before the inevitable next crisis won't be easy. But failure to do so may limit options to respond to it.



Looking ahead



NZ Economic News

ANZ's latest data releases, forecast updates and insights

- NZ GDP: Thunk.
- NZ 2024 HYEFU: staying the course amid choppy seas
- NZ REINZ housing data: house prices stabilising
- NZ Agri Focus: sun going down on 2024
- NZ Forecast Update: farmgate milk price revised up to \$9.85
- NZ Property Focus: the lights are coming on
- RBNZ MPS Review: 50bp cut, as expected
- RBNZ MPS starting-point surprise chart pack
- NZ Economic Outlook: finding neutral
- NZ labour market: not a game changer
- NZ Insight: FTA with Gulf countries bolsters trade opportunities
- NZ Property Focus: on the up
- NZ CPI Review: back in the band; now keep it there
- RBNZ MPR Review: doubling down
- NZ Insight: fiscal musings
- NZ Agri Focus: seasonal change
- NZ Insight: playing by the rules?
- NZ Property Focus: regional revelations
- NZ Carbon Market: Emissions Trading Scheme settings
- NZ Insight: China consumer caution impacting NZ exports
- NZ Insight: Draft Emissions Reduction Plan
- NZ Insight: non-tradable inflation – a waiting game
- NZ Insight: new Government, new fiscal strategy

Click [here](#) for more.

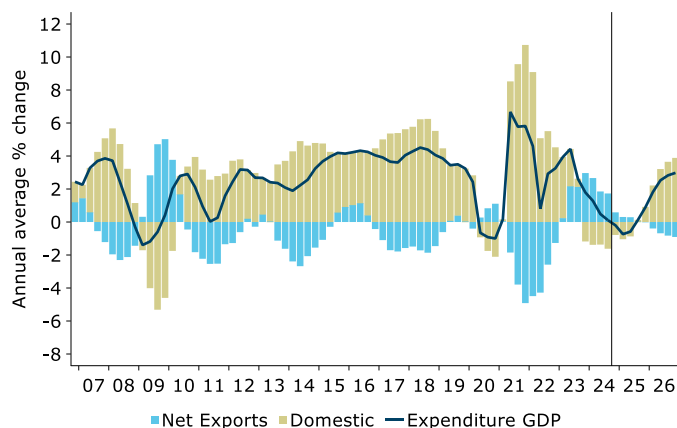
GDP and BoP forecast update

GDP contracted 1.0% q/q in Q3, significantly weaker than our expectation of -0.4% and the RBNZ's November MPS forecast of -0.2%. Add the revised contraction in Q2 of 1.1% q/q (from -0.2%), and current economic momentum appears significantly weaker than previously thought – though the *level* of activity is not, courtesy of positive revisions to history that actually revised away the previous recessions. The economy has experienced the largest contraction over a six-month period since 1991, outside of COVID disruption, and that could see the RBNZ reconsider how low the OCR will ultimately likely need to go. On the other hand, timelier activity indicators are rebounding in a broad-based fashion, and for the Committee, weighing up these contrasting signals is not straightforward.

Given the evidence of a rebound rather than a downward spiral, we are comfortable with our expectation of a 50bp cut in February. There's still the QSBO, labour market data and the CPI to come, and a dovish surprise in any of those could put a 75bp cut on the table. But three consecutive 50bp cuts is already rapid, and the hurdle for -75bp is probably pretty high. The risk that the OCR will end up lower than our forecast of a 3.5% trough has clearly risen, but we'll wait to see harder data about what the rebound is looking like. By May next year this GDP data will be ancient history.

Our updated GDP forecast has the recovery starting in Q4 and gathering momentum over 2025, reflecting our expectation for further withdrawal of monetary restriction. We have pencilled in a 0.4% q/q expansion for Q4, which is a little above our previous forecast of +0.2% q/q, despite the downward surprise in Q3. Digging into the details of the Q3 release, there was plenty of "noise" from the likes of the balancing item, the unallocated tax component and temporary supply-side disruption to electricity generation and manufacturing, increasing the scope for a bounce in Q4. That would see GDP growth come in at -0.5% y/y on an annual average basis. For 2025, the economy is forecast to expand 1.0% as momentum picks up, finishing 2026 up around 3.0%.

Figure 1. Real GDP forecasts

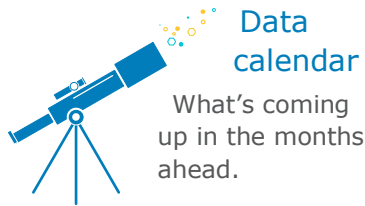


Source: Stats NZ, Macrobond, ANZ Research

We expect the annual current account deficit to continue to narrow as the ongoing recovery in international tourism eventually pushes the services balance back into surplus, while a recovery in the goods terms of trade and weak domestic demand see a narrowing goods deficit. High global interest rates have been adding to the income deficit. As the global easing cycle continues, this pressure is likely to fade. However, this adjustment is likely to be gradual, with the deficit expected to settle above pre-COVID levels in the medium term. Putting it all together, we continue to expect the annual deficit to narrow to around 5% of GDP in 2026, wider than the 3% average seen in the decade prior to the pandemic.



Financial markets update



Date	Data/event
Wed 8 Jan (early am)	Global Dairy Trade auction
Wed 8 Jan (1:00pm)	ANZ Commodity Price Index – Dec
Mon 13 Jan (10:45am)	Building Permits – Nov
Mon 13 Jan (10:45am)	Employment Indicators – Nov
Tue 14 Jan (10:00am)	NZIER QSBO – Q4
Thu 16 Jan (10:45am)	Selected Price Indexes – Dec
Fri 17 Jan (10:30am)	BusinessNZ Manuf PMI – Dec
Tue 21 Jan (10:30am)	Performance Services Idx – Dec
Tue 21 Jan (10:45am)	Electronic Card Transactions – Dec
Wed 22 Jan (early am)	Global Dairy Trade auction
Wed 22 Jan (10:45am)	CPI – Q4
Thu 23 Jan (10:45am)	Net Migration – Nov
Tue 28 Jan (10:45am)	Employment Indicators – Jan
Thu 30 Jan (10:45am)	Merchandise Trade – Dec
Thu 30 Jan (1:00pm)	ANZ Business Outlook – Jan
Fri 31 Jan (10:00am)	ANZ-RM Consumer Confidence – Jan
Tue 4 Feb (10:45am)	Building Permits – Nov
Wed 5 Feb (early am)	Global Dairy Trade auction
Wed 5 Feb (1:00pm)	ANZ Commodity Price Index – Jan
Tue 11 Feb (10:00am)	ANZ Truckometer – Dec/Jan
Thu 13 Feb (10:45am)	Electronic Card Transactions – Jan
Thu 13 Feb (3:00pm)	RBNZ 2Yr Inflation Expectation – Q1
Fri 14 Feb (10:30am)	BusinessNZ Manuf PMI – Jan
Fri 14 Feb (10:45am)	Selected Price Indexes – Jan
Mon 17 Feb (10:30am)	Performance Services Idx – Jan
Mon 17 Feb (10:45am)	Net Migration – Dec
Wed 19 Feb (early am)	Global Dairy Trade auction

Interest rate markets

It was a busy rush into the Christmas period this week with the surprisingly large \$20bn lift in bond issuance guidance seeing NZGB yields rise, while weak Q3 GDP figures out yesterday saw the curve steepen, with market's reassessing how far the RBNZ may need to cut the OCR. Markets are pricing in an OCR of around 3% by the end of next year.

FX markets

A more hawkish Fed and weak NZ economic data saw the kiwi get battered this week, hitting a low of 0.5602 on Thursday.

Key data summary

Performance Services Index – November. The PSI rose from 46.2 to 49.5: a decent improvement, though still in contractionary territory.

Selected Price Indexes – November. [A touch stronger than expected](#), but with temporary "gig" impacts.

REINZ House Prices – November. The seasonally adjusted [REINZ House Price Index](#) rose 0.2% m/m in November, after last month's 0.4% m/m fall.

Half-Year Economic and Fiscal Update. A much more pessimistic fiscal outlook than anticipated. See our [Review](#).

GlobalDairyTrade auction. The Price Index fell 2.8%, with both whole milk and skim milk powder 2.9% lower.

Current Account Balance – Q3. The annual deficit narrowed to 6.4% of GDP – close to our expectation.

GDP – Q3. Much weaker than expected (in change terms). See our [Review](#).

ANZ Business Outlook – December. The improvement continues, with past activity suggesting Q4 GDP won't be nearly as ugly as Q2 and Q3.

ANZ-Roy Morgan Consumer Confidence – December. Pretty flat, but with a sharp lift in "good time to buy" that's good news for retailers.

Upcoming in January

GlobalDairyTrade auction (Wednesday 8 January, early am). Dairy prices are expected to soften a little further before stabilising.

ANZ Commodity Price Index – December (Wed 8 January, 1:00pm).

Building Permits – November (Monday 13 January, 10:45am). Typical volatility suggests a lift after October's 5.2% m/m fall.

Monthly Employment Indicators – November (Monday 13 January, 10:45am). Weekly data point to a broadly flat read.

NZIER Quarterly Survey of Business Opinion – Q4 (Tuesday 14 January, 10:00am). Our ANZBO points to a higher (but still negative) read on past domestic trading activity. Employment and investment should improve too. Most important for the RBNZ will be the signal on costs, prices and capacity. Costs and prices could be a little mixed, but labour as a limiting factor on production (a key capacity indicator) looks set to remain low.

Selected Price Indexes – December (Thursday 16 January, 10:45am). A flat month for food prices, a small rise in petrol (~0.5% m/m), a 0.3% rise in rents, payback from November's gig-induced strength in domestic airfares and accommodation, but seasonal strength in international airfares is expected to net out in a 0.1% m/m lift in our estimated weighted SPI index.

Manufacturing PMI – December (Friday 17 January, 10:30am). At just 45.5 in November, this indicator is a long way from expansionary levels.



Key forecasts and rates

FX rates	Actual			Forecast (end month)					
	Oct-24	Nov-24	Today	Mar-25	Jun-25	Sep-25	Dec-25	Mar-26	Jun-26
NZD/USD	0.597	0.593	0.563	0.590	0.580	0.590	0.610	0.620	0.620
NZD/AUD	0.910	0.909	0.903	0.922	0.921	0.908	0.910	0.899	0.899
NZD/EUR	0.549	0.560	0.543	0.573	0.569	0.567	0.581	0.585	0.574
NZD/JPY	91.0	88.7	88.6	90.3	89.3	88.5	90.3	90.5	89.3
NZD/GBP	0.460	0.465	0.451	0.468	0.464	0.461	0.462	0.466	0.463
NZ\$ TWI	69.6	69.7	67.7	70.2	69.6	70.3	72.2	72.8	72.4
Interest rates	Oct-24	Nov-24	Today	Mar-25	Jun-25	Sep-25	Dec-25	Mar-26	Jun-26
NZ OCR	4.75	4.25	4.25	3.75	3.50	3.50	3.50	3.50	3.50
NZ 90 day bill	4.52	4.36	4.25	3.62	3.62	3.62	3.62	3.62	3.62
NZ 2-yr swap	3.64	3.70	3.52	3.57	3.57	3.59	3.62	3.62	3.67
NZ 10-yr bond	4.48	4.38	4.53	4.50	4.50	4.75	5.00	5.00	5.00

Economic forecasts

	Sep-24	Dec-24	Mar-25	Jun-25	Sep-25	Dec-25	Mar-26	Jun-26	Sep-26
GDP (% qoq)	-1.0	0.4	0.4	0.6	0.8	0.9	0.8	0.7	0.7
GDP (% yoy)	-1.5	-1.4	-1.3	0.4	2.2	2.7	3.1	3.2	3.1
CPI (% qoq)	0.6	0.4	0.5	0.6	0.7	0.4	0.4	0.5	0.6
CPI (% yoy)	2.2	2.1	2.0	2.2	2.3	2.3	2.1	2.0	1.9
Employment (% qoq)	-0.5	-0.2	-0.1	0.0	0.3	0.4	0.4	0.5	0.6
Employment (% yoy)	-0.4	-0.9	-0.6	-0.8	0.0	0.6	1.1	1.6	1.9
Unemployment Rate (% sa)	4.8	5.1	5.3	5.5	5.5	5.3	5.2	5.1	4.9

Figures in bold are forecasts. mom: Month-on-Month; qoq: Quarter-on-Quarter; yoy: Year-on-Year. [Click here for full ANZ forecasts](#)

Figure 2. GDP level

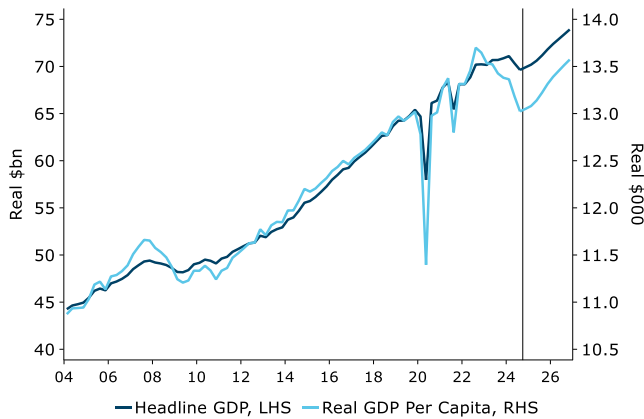


Figure 3. CPI inflation components

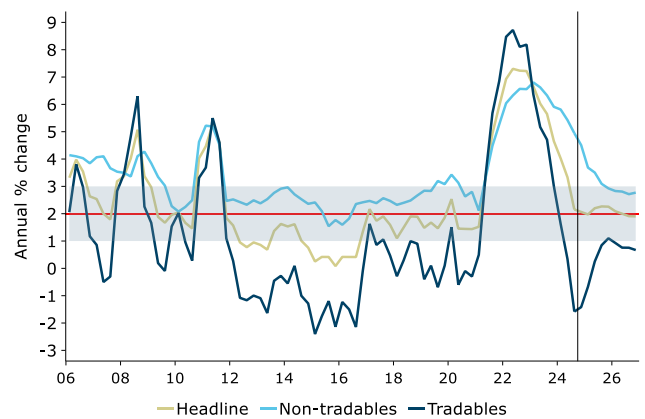


Figure 4. OCR forecast

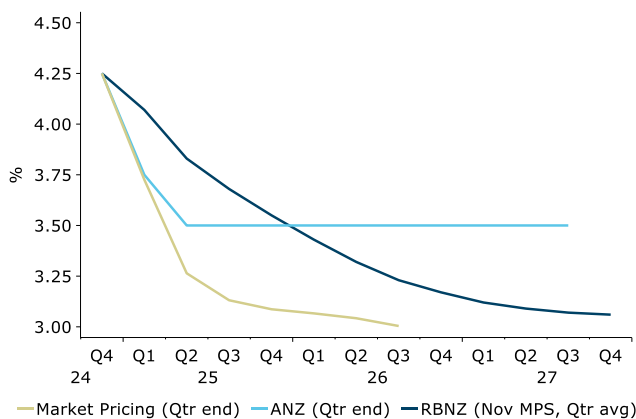
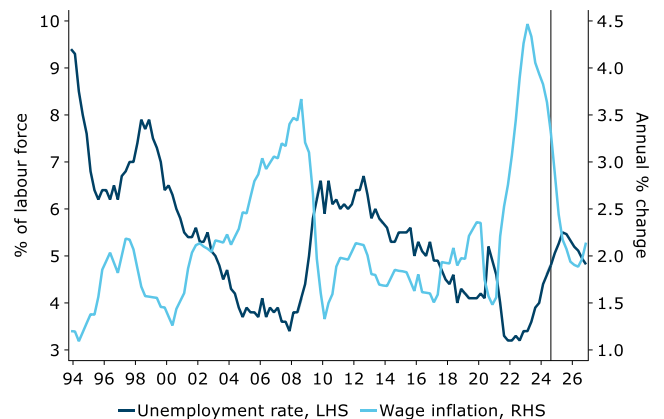


Figure 5. Unemployment and wage inflation



Source: Stats NZ, RBNZ, ICAP, Bloomberg, Macrobond, ANZ Research



Contact us

Meet the team

We welcome your questions and feedback. Click [here](#) for more information about our team.



Sharon Zollner
Chief Economist

Follow Sharon on X
@sharon_zollner

Telephone: +64 9 357 4094
Email: sharon.zollner@anz.com

General enquiries:
research@anz.com

Follow ANZ Research
@ANZ_Research (global)



David Croy
Senior Strategist

Market developments, interest rates, FX, unconventional monetary policy, liaison with market participants.

Telephone: +64 4 576 1022
Email: david.croy@anz.com



Susan Kilsby
Agricultural Economist

Primary industry developments and outlook, structural change and regulation, liaison with industry.

Telephone: +64 21 633 469
Email: susan.kilsby@anz.com



Miles Workman
Senior Economist

Macroeconomic forecast co-ordinator, economic developments, labour market dynamics, inflation, fiscal and monetary policy.

Telephone: +64 21 661 792
Email: miles.workman@anz.com



Henry Russell
Economist

Macroeconomic forecasting, economic developments, GDP and activity dynamics and monetary policy.

Telephone: +64 21 629 553
Email: henry.russell@anz.com



Natalie Denne
PA / Desktop Publisher

Business management, general enquiries, mailing lists, publications, chief economist's diary.

Telephone: +64 21 221 7438
Email: natalie.denne@anz.com



Kyle Uerata
Economic Statistician

Economic statistics, ANZ proprietary data (including ANZ Business Outlook), data capability and infrastructure.

Telephone: +64 21 633 894
Email: kyle.uerata@anz.com

Important notice

Last updated: 19 November 2024

The opinions and research contained in this document (in the form of text, image, video or audio) are (a) not personal financial advice nor financial advice about any product or service; (b) provided for information only; and (c) general in nature and do not take into account your financial situation or goals.

This document may be restricted by law in certain jurisdictions. Recipients must observe all relevant restrictions.

Disclaimer for all jurisdictions: This document is prepared by ANZ Bank New Zealand Limited (ANZ Centre, 23-29 Albert Street, Auckland 1010, New Zealand). This document is distributed in your country/region by Australia and New Zealand Banking Group Limited (ABN11 005 357 522) (**ANZ**), a company incorporated in Australia or (if otherwise stated), by its subsidiary or branch (herein collectively referred to as **ANZ Group**). The views expressed in it are those of ANZ Economics and Markets Research, an independent research team of ANZ Bank New Zealand Limited.

This document is distributed on the basis that it is only for the information of the specified recipient or permitted user of the relevant website (**recipients**).

This document is solely for informational purposes and nothing in it is intended to be an invitation, solicitation or offer by ANZ Group to sell, or buy, receive or provide any product or service, or to participate in a particular trading strategy.

Distribution of this document to you is only as may be permissible by the laws of your jurisdiction, and is not directed to or intended for distribution or use by recipients resident or located in jurisdictions where its use or distribution would be contrary to those laws or regulations, or in jurisdictions where ANZ Group would be subject to additional licensing or registration requirements. Further, any products and services mentioned in this document may not be available in all countries.

ANZ Group in no way provides any personal financial, legal, taxation or investment advice to you in connection with any product or service discussed in this document. Before making any investment decision, recipients should seek independent financial, legal, tax and other relevant advice having regard to their particular circumstances.

Whilst care has been taken in the preparation of this document and the information contained within is believed to be accurate and made on reasonable grounds on the date it was published, ANZ Group does not represent or warrant the accuracy or completeness of the information. Further, ANZ Group does not accept any responsibility to inform you of any matter that subsequently comes to its notice, which may affect the accuracy of the information in this document.

This document may contain forward looking statements or opinions including statements regarding our intent, belief or current expectations regarding economic and market conditions, financial instruments and credit markets. Such statements are usually predictive in character, may not be accurate once the future becomes known and should not be relied upon when making investment decisions. Past performance is not a reliable indicator of future performance. ANZ does not accept any responsibility to inform you of any revisions to these forward-looking statements to reflect events or circumstances occurring after the date of this document.

Preparation of this document and the opinions expressed in it may involve material elements of subjective judgement and analysis. Unless specifically stated otherwise: they are current on the date of this document and are subject to change without notice; and, all price information is indicative only. Any opinions expressed in this document are subject to change at any time without notice.

ANZ Group does not guarantee the performance of any product mentioned in this document. All investments entail a risk and may result in both profits and losses. Any products and services described in this document may not be suitable for all investors, and transacting in these products or services may be considered risky.

ANZ Group expressly disclaims any responsibility and shall not be liable for any loss, damage, claim, liability, proceedings, cost or expense (**Liability**) arising directly or indirectly and whether in tort (including negligence), contract, equity or otherwise (including infringement of any third party rights) out of or in connection with this document and your use of it to the extent permissible under relevant law. The contents of this document have not been reviewed by any regulatory body or authority in any jurisdiction.

ANZ Group may have an interest in the subject matter of this document. They may receive fees from customers for dealing in any products or services described in this document, and their staff and introducers of business may share in such fees or remuneration that may be influenced by total sales, at all times received and/or apportioned in accordance with local regulatory requirements. Further, they or their customers may have or have had interests or long or short positions in any products or services described in this document, and may at any time make purchases and/or sales in them as principal or agent, as well as act (or have acted) as a market maker in such products. This document is published in accordance with ANZ Group's policies on conflicts of interest and ANZ Group maintains appropriate information barriers to control the flow of information between businesses within the group.

Your ANZ Group point of contact can assist with any questions about this document including for further information on these disclosures of interest.

Australia. ANZ holds an Australian Financial Services licence no. 234527. For a copy of ANZ's Financial Services Guide please [click here](#) or request from your ANZ point of contact.

Brazil. This document is distributed on a cross border basis and only following request by the recipient. No securities are being offered or sold in Brazil under this document, and no securities have been and will not be registered with the Securities Commission - CVM.

Brunei, Japan, Kuwait, Malaysia, Switzerland, Taiwan. This document is distributed in each of these jurisdictions by ANZ on a cross-border basis.

Cambodia. The information contained in this document is confidential and is provided solely for your use upon your request. This does not constitute or form part of an offer or solicitation of any offer to engage services, nor should it or any part of it form the basis of, or be relied in any connection with, any contract or commitment whatsoever. ANZ does not have a licence to undertake banking operations or securities business or similar business, in Cambodia. By requesting financial services from ANZ, you agree, represent and warrant that you are engaging our services wholly outside of Cambodia and subject to the laws of the contract governing the terms of our engagement.

Canada. This document is general information only, is intended for institutional use only – not retail, and is not meant to be tailored to the needs and circumstances of any recipient. In addition, this document is not intended to be an offer or solicitation to purchase or sell any security or other financial instrument or to employ a specific investment strategy.

Chile. You understand and agree that ANZ is not regulated by Chilean Authorities and that the provision of this document is not subject to any Chilean supervision and is not guaranteed by any regulatory or governmental agency in Chile.

Fiji. For Fiji regulatory purposes, this document and any views and recommendations are not to be deemed as investment advice. Fiji investors must seek licensed professional advice should they wish to make any investment in relation to this document.

Hong Kong. This document is issued or distributed in Hong Kong by the Hong Kong branch of ANZ, which is registered at the Hong Kong Monetary Authority to conduct Type 1 (dealing in securities), Type 4 (advising on securities) and Type 6 (advising on corporate finance) regulated activities. The contents of this document have not been reviewed by any regulatory authority in Hong Kong. If you are in any doubt about any of the contents of this document, you should obtain independent professional advice.

Important notice

India. If this document is received in India, only you (the specified recipient) may print it provided that before doing so, you specify on it your name and place of printing.

Israel. ANZ is not a holder of a licence granted in Israel pursuant to the Regulation of Investment Advising, Investment Marketing and Portfolio Management Law, 1995 ("Investment Advice Law") and does not hold the insurance coverage required of a licensee pursuant to the Investment Advice Law. This publication has been prepared exclusively for Qualified Clients as such term is defined in the First Schedule to the Investment Advice Law. As a prerequisite to the receipt of a copy of this publication a recipient will be required to provide confirmation and evidence that it is a Qualified Client. Nothing in this publication should be considered Investment Advice or Investment Marketing as defined in the Investment Advice Law. Recipients are encouraged to seek competent investment advice from a locally licensed investment adviser prior to making any investment.

Macau. Click [here](#) to read the disclaimer for all jurisdictions in Mandarin. 澳门. 点击[此处](#)阅读所有司法管辖区的免责声明的中文版。

Myanmar. This document is intended to be general and part of ANZ's customer service and marketing activities when implementing its functions as a licensed bank. This document is not Securities Investment Advice (as that term is defined in the Myanmar Securities Transaction Law 2013).

New Zealand. This document is distributed in New Zealand by ANZ Bank New Zealand Limited. The material is for information purposes only and is not financial advice about any product or service. We recommend you seek advice about your financial situation and goals before acquiring or disposing of (or not acquiring or disposing of) a financial product.

Oman. ANZ neither has a registered business presence nor a representative office in Oman and does not undertake banking business or provide financial services in Oman. Consequently ANZ is not regulated by either the Central Bank of Oman (**CBO**) or Oman's Capital Market Authority (**CMA**). The information contained in this document is for discussion purposes only and neither constitutes an offer of securities in Oman as contemplated by the Commercial Companies Law of Oman (Royal Decree 4/74) or the Capital Market Law of Oman (Royal Decree 80/98), nor does it constitute an offer to sell, or the solicitation of any offer to buy non-Omani securities in Oman as contemplated by Article 139 of the Executive Regulations to the Capital Market Law (issued vide CMA Decision 1/2009). ANZ does not solicit business in Oman and the only circumstances in which ANZ sends information or material describing financial products or financial services to recipients in Oman, is where such information or material has been requested from ANZ and the recipient understands, acknowledges and agrees that this document has not been approved by the CBO, the CMA or any other regulatory body or authority in Oman. ANZ does not market, offer, sell or distribute any financial or investment products or services in Oman and no subscription to any securities, products or financial services may or will be consummated within Oman. Nothing contained in this document is intended to constitute Omani investment, legal, tax, accounting or other professional advice.

People's Republic of China (PRC). This document may be distributed by either ANZ or Australia and New Zealand Bank (China) Company Limited (**ANZ China**). Recipients must comply with all applicable laws and regulations of PRC, including any prohibitions on speculative transactions and CNY/CNH arbitrage trading. If this document is distributed by ANZ or an Affiliate (other than ANZ China), the following statement and the text below is applicable: No action has been taken by ANZ or any affiliate which would permit a public offering of any products or services of such an entity or distribution or re-distribution of this document in the PRC. So, the products and services of such entities are not being offered or sold within the PRC by means of this document or any other document. This document may not be distributed, re-distributed or published in the PRC, except under circumstances that will result in compliance with any applicable laws and regulations. If and when the material accompanying this document relates to the products and/or services of ANZ China, the following statement and the text below is applicable: This document is distributed by ANZ China in the Mainland of the PRC.

Peru. The information contained in this document has not been, and will not be, registered with or approved by the Peruvian Superintendency of the Securities Market (Superintendencia del Mercado de Valores, **SMV**) or the Lima Stock Exchange (Bolsa de Valores de Lima, **BVL**) or under the Peruvian Securities Market Law (Legislative Decree 6 861), and will not be subject to Peruvian laws applicable to public offerings in Peru. To the extent this information refers to any securities or interests, it should be noted the securities or interests may not be offered or sold in Peru, except if (i) such securities or interests were previously registered with the Peruvian Superintendency of the Securities Market, or (ii) such offering is considered a private offering in Peru under the securities laws and regulation of Peru.

Qatar. This document has not been, and will not be:

- lodged or registered with, or reviewed or approved by, the Qatar Central Bank (**QCB**), the Qatar Financial Centre (**QFC**) Authority, QFC Regulatory Authority or any other authority in the State of Qatar (**Qatar**); or
- authorised or licensed for distribution in Qatar, and the information contained in this document does not, and is not intended to, constitute a public offer or other invitation in respect of securities in Qatar or the QFC.

The financial products or services described in this document have not been, and will not be:

- registered with the QCB, QFC Authority, QFC Regulatory Authority or any other governmental authority in Qatar; or
- authorised or licensed for offering, marketing, issue or sale, directly or indirectly, in Qatar.

Accordingly, the financial products or services described in this document are not being, and will not be, offered, issued or sold in Qatar, and this document is not being, and will not be, distributed in Qatar. The offering, marketing, issue and sale of the financial products or services described in this document and distribution of this document is being made in, and is subject to the laws, regulations and rules of, jurisdictions outside of Qatar and the QFC. Recipients of this document must abide by this restriction and not distribute this document in breach of this restriction. This document is being sent/issued to a limited number of institutional and/or sophisticated investors (i) upon their request and confirmation that they understand the statements above; and (ii) on the condition that it will not be provided to any person other than the original recipient, and is not for general circulation and may not be reproduced or used for any other purpose.

Singapore. To the extent that this document contains any statements of opinion and/or recommendations related to an investment product or class of investment product (as defined in the Financial Advisers Act 2001), this document is distributed in Singapore by ANZ solely for the information of "accredited investors", "expert investors" or (as the case may be) "institutional investors" (each term as defined in the Securities and Futures Act 2001 of Singapore). ANZ is licensed in Singapore under the Banking Act 1970 of Singapore and is exempted from holding a financial adviser's licence under Section 23(1)(a) of the Financial Advisers Act 2001 of Singapore. In respect of any matters arising from, or in connection with, the distribution of this document in Singapore, please speak to your usual ANZ contact in Singapore.

United Arab Emirates (UAE). This document is distributed in the UAE or the Dubai International Financial Centre (**DIFC**) (as applicable) by ANZ. This document does not, and is not intended to constitute: (a) an offer of securities anywhere in the UAE; (b) the carrying on or engagement in banking, financial and/or investment consultation business in the UAE under the rules and regulations made by the Central Bank of the UAE, the Emirates Securities and Commodities Authority or the UAE Ministry of Economy; (c) an offer of securities within the meaning of the Dubai International Financial Centre Markets Law (**DIFCML**) No. 12 of 2004; and (d) a financial promotion, as defined under the DIFCML No. 1 of 200. ANZ DIFC Branch is regulated by the Dubai Financial Services Authority (**DFSA**). The financial products or services described in this document are only available to persons who qualify as "Professional Clients" or "Market Counterparty" in accordance with the provisions of the DFSA rules.

Important notice

United Kingdom. This document is distributed in the United Kingdom by Australia and New Zealand Banking Group Limited (**ANZ**) solely for the information of persons who would come within the Financial Conduct Authority (**FCA**) definition of “eligible counterparty” or “professional client”. It is not intended for and must not be distributed to any person who would come within the FCA definition of “retail client”. Nothing here excludes or restricts any duty or liability to a customer which ANZ may have under the UK Financial Services and Markets Act 2000 or under the regulatory system as defined in the Rules of the Prudential Regulation Authority (**PRA**) and the FCA.

ANZ considers this document to constitute an Acceptable Minor Non-Monetary Benefits (**AMNMB**) under the relevant inducement rules of the FCA. ANZ is authorised in the United Kingdom by the PRA and is subject to regulation by the FCA and limited regulation by the PRA. Details about the extent of our regulation by the PRA are available from us on request.

United States. Except where this is a FX-related document, this document is distributed in the United States by ANZ Securities, Inc. (**ANZ SI**) which is a member of the Financial Regulatory Authority (**FINRA**) (www.finra.org) and registered with the SEC. ANZSI’s address is 277 Park Avenue, 31st Floor, New York, NY 10172, USA (Tel: +1 212 801 9160 Fax: +1 212 801 9163). ANZSI accepts responsibility for its content. Information on any securities referred to in this document may be obtained from ANZSI upon request. This document or material is intended for institutional use only – not retail. If you are an institutional customer wishing to effect transactions in any securities referred to in this document you must contact ANZSI, not its affiliates. ANZSI is authorised as a broker-dealer only for institutional customers, not for US Persons (as “US person” is defined in Regulation S under the US Securities Act of 1933, as amended) who are individuals. If you have registered to use our website or have otherwise received this document and are a US Person who is an individual: to avoid loss, you should cease to use our website by unsubscribing or should notify the sender and you should not act on the contents of this document in any way. Non-U.S. analysts may not be associated persons of ANZSI and therefore may not be subject to FINRA Rule 2242 restrictions on communications with the subject company, public appearances and trading securities held by the analysts. Where this is a FX-related document, it is distributed in the United States by ANZ’s New York Branch, which is also located at 277 Park Avenue, 31st Floor, New York, NY 10172, USA (Tel: +1 212 801 916 0 Fax: +1 212 801 9163).

Vietnam. This document is distributed in Vietnam by ANZ or ANZ Bank (Vietnam) Limited, a subsidiary of ANZ.