

# New Zealand Weekly Data Wrap

14 March 2025

This is not personal advice. It does not consider your financial situation or goals. Refer to the Important Notice at the end of this document.



Contact us

See [page 5](#).

## ANZ Proprietary data

Check out our latest releases below

- [ANZ Business Outlook: February 2025](#)
- [ANZ-Roy Morgan Consumer Confidence: February 2025](#)
- [ANZ Truckometer: February 2025](#)
- [ANZ Commodity Price Index: February 2025](#)
- [ANZ NZ Merchant and Card Spending: February 2025](#)

## Key forecasts and rates

Our forecasts can be found on [page 4](#).

Confused by acronyms or jargon? See a glossary [here](#).

Update subscription preferences at [www.research.anz.com](http://www.research.anz.com)

Listen to our daily [podcast](#)



## Q4 GDP expected to confirm a return to growth

**Overview:** This week brought the last of the partial GDP indicators ahead of next Thursday's Q4 release. We've [pencilled in a 0.4% q/q](#) expansion, confirming a gradual recovery is underway. Forward indicators this week (our Truckometer, PMI, and to a lesser extent card spending) suggest the recovery has continued into Q1, but the February SPI release continues to hint at mild upside risk to our (and the RBNZ's) Q1 CPI forecast – just not enough to warrant a forecast tweak.

## Selected Price Indexes continue to hint at mild upside risk to our Q1 CPI forecast:

As is often the case, the SPI data in February had a little more volatility in the components than we had pencilled in. And weighted together, these data continue to suggest a touch of upside risk to our Q1 CPI forecast of 0.8% q/q – but not enough to warrant a forecast tweak. The main surprise in the February read came from an absence of weakness in petrol prices opposed to pockets of strength elsewhere in the basket. Indeed, our petrol price monitoring suggested around a 6% m/m fall was on the cards, but on the day the petrol index fell just 0.2% m/m. If that's just a timing story (which we suspect it is), our Q1 CPI forecast is "hunky-dory" for now. International airfares fell 14.6% m/m, and while this was a sharper fall than we had pencilled in for the month, it's not a surprising result given it's a partial unwinding of December's 29.6% m/m seasonal rise: weakness was expected, our timing was off. Rents (around 10% of the CPI basket) were once again excluded from the release, meaning these data contained a little less signal than normal.

**Q4 GDP data next week expected to show the recovery is underway:** We've [pencilled in a 0.4% q/q](#) expansion for the New Zealand economy in Q4, close to the RBNZ's February forecast of 0.3% q/q, though the bulk of growth in Q4 is expected to come from technical factors, meaning the headline growth rate is likely to look rosier than the underlying details of the release. The RBNZ's guidance in February was for 25bp cuts at the next two meetings, and it's unlikely the GDP data will challenge that guidance, given these data are very much ancient history, other indicators for the output gap in Q4 were consistent with the RBNZ's forecast, and the fact that separating the noise from the signal in these data amid recent volatility has been challenging. Our forecast carries a wide degree of uncertainty, and we certainly wouldn't be surprised to be surprised (in either direction) on the day. The RBNZ appears to be sensibly placing more weight on high-frequency indicators to gauge the trajectory for economic recovery.

**Manufacturing volumes rebound in Q4:** The economic survey of manufacturing for Q4 (a partial GDP indicator) was released earlier in the week, with sales volumes bouncing 1.1% q/q, following a 0.9% q/q contraction in Q3. But the lift in sales volumes came entirely at the hands of a strong 3.1% q/q bounce in meat and dairy product manufacturing, benefiting from improved primary production and higher export returns on offer. Ex-food manufacturing volumes were flat in the quarter, failing to bounce after Q3's 2.2% q/q contraction that in part may have reflected the surge in wholesale electricity prices over Q3 following disruption to renewable electricity generation. While electricity generation improved through Q4, and wholesale electricity prices fell back to normal levels, that didn't result in any bounce. Ex-food manufacturing volumes have been trending lower for some time and are currently more than 21% down from their 2021 peak. A large part of that fall reflected the closure of the Marsden Pt Refinery, though excluding petroleum and food, manufacturing volumes have been in decline since the end of 2021. Structural factors aside, the cyclical recovery in the economy currently underway should support an improvement in manufacturing activity going forward. The PMI is certainly signalling brighter times ahead (albeit after spending a long time in contractionary territory).

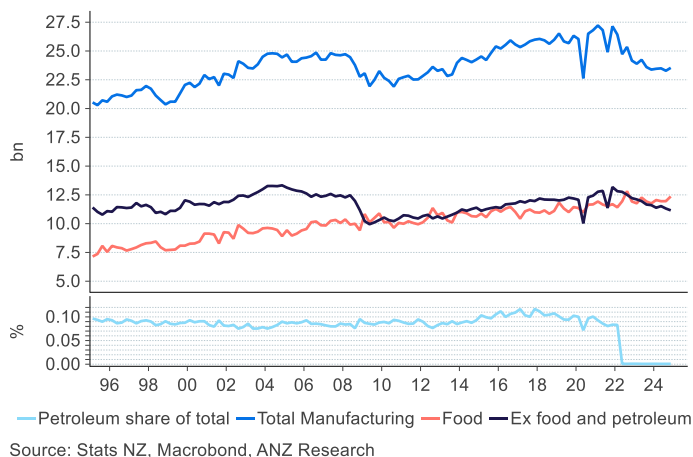
## NZ Economic News

ANZ's latest data releases, forecast updates and insights

- [NZ Property Focus: paving the road to recovery](#)
- [NZ scenarios and risks around the OCR outlook](#)
- [NZ Economic Outlook: getting back on our feet](#)
- [RBNZ Monetary Policy Statement Review & OCR Call Change](#)
- [NZ REINZ housing data: gradual recovery continues](#)
- [NZ labour market: as expected](#)
- [NZ Property Focus: starting 2025 on a more stable footing](#)
- [NZ CPI Review: more disinflation than meets the eye](#)
- [NZ GDP: Thunk.](#)
- [NZ 2024 HYEFU: staying the course amid choppy seas](#)
- [NZ Agri Focus: sun going down on 2024](#)
- [NZ Forecast Update: farmgate milk price revised up to \\$9.85](#)
- [NZ Property Focus: the lights are coming on](#)
- [RBNZ MPS Review: 50bp cut, as expected](#)
- [RBNZ MPS starting-point surprise chart pack](#)
- [NZ Economic Outlook: finding neutral](#)
- [NZ Insight: FTA with Gulf countries bolsters trade opportunities](#)
- [NZ Property Focus: on the up](#)
- [NZ CPI Review: back in the band; now keep it there](#)
- [NZ Insight: fiscal musings](#)
- [NZ Insight: playing by the rules?](#)
- [NZ Property Focus: regional revelations](#)
- [NZ Carbon Market: Emissions Trading Scheme settings](#)
- [NZ Insight: China consumer caution impacting NZ exports](#)
- [NZ Insight: Draft Emissions Reduction Plan](#)
- [NZ Insight: non-tradable inflation – a waiting game](#)
- [NZ Insight: new Government, new fiscal strategy](#)

Click [here](#) for more.

Figure 1. Economic survey of manufacturing

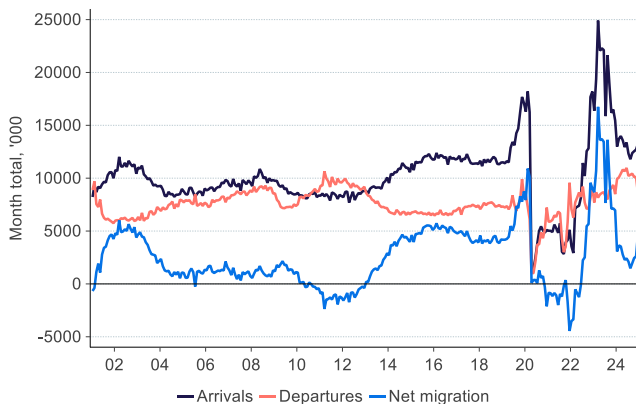


**PMI sustains recent momentum:** The PMI lifted 2.2pts to 53.9 in February, the highest level since August 2022. The lift followed a strong bounce in January, with the headline index now firmly in expansionary territory (indicated by a reading over 50). All of the subindices were in expansionary territory, with employment up 3.2pts to 54.0, the highest level since mid-2021. While the trajectory is encouraging, the PMI certainly isn't suggesting strong levels of activity, with the growth implied by the PMI coming off a very weak base. The RBNZ will welcome the improvement, given the PMI had been the laggard of high-frequency indicators.

**Consumer spending slowly trending higher:** ECT retail spending data returned to growth in February, after a softer January. Total retail spending was up 0.3% m/m (sa), while core retail spending lifted 0.5% m/m. While the upward trend is encouraging, the recovery is occurring at a gradual pace and is fairly mixed across industries. After a decent pickup through the end of last year, hospitality spending has softened in 2025, and it remains a touch below year-ago levels. Spending on durables also remains weak, posting another modest decline in February, and is down 4.9% on year-ago levels, echoing the signal from our Consumer Confidence survey that consumers are still hesitant about spending on big-ticket items.

**Annual departures at a record high:** Monthly net migration inflows eased back to 2370 in January, from an upwardly revised 4740 in December. However, the summer seasonal peak in total border crossings tends to result in heightened volatility this time of year. Looking through that, it does appear that net inflows have stabilised, even as annual departures continue to break new highs. Looking forward, we expect the recovery in the economy and labour market this year to result in a cyclical lift in arrivals, stemming the flow of New Zealanders emigrating offshore in search of better job prospects.

Figure 2. Net migration



**ANZ Truckometer steady:** The Light Traffic Index (LTI) continues to bounce around a flat trend, up 0.4% in February and just 0.1% y/y. The more volatile [Heavy Traffic Index](#) (HTI) fell 0.2%, which could be characterised as a strong result given it followed a strong lift the previous month. It is up nearly 5% y/y.

## Financial Markets Update

### Data calendar

What's coming up in the months ahead.

Date	Data/event
Mon 17 Mar (09:00am)	REINZ Housing Data - February
Mon 17 Mar (10:30am)	Performance Services Idx – Feb
Wed 19 Mar (early am)	Global Dairy Trade auction
Wed 19 Mar (10:45am)	Current Account – Q4
Thu 20 Mar (10:45am)	<b>GDP – Q4</b>
Fri 21 Mar (10:45am)	Merchandise Trade – Feb
Fri 28 Mar (10:00am)	<a href="#">ANZ-RM Consumer Confidence – Mar</a>
Fri 28 Mar (10:45am)	Employment Indicators – Feb
Mon 31 Mar (1:00pm)	<a href="#">ANZ Business Outlook – Mar</a>
Wed 2 Apr (early am)	Global Dairy Trade auction
Wed 2 Apr (10:45am)	Building Permits – Feb
Thu 3 Apr (1:00pm)	<a href="#">ANZ Commodity Price Index – Mar</a>
Tue 8 Apr (10:00am)	NZIER QSBO – Q1
Wed 9 Apr (2:00pm)	<b>RBNZ OCR Decision</b>
Thu 10 Apr (10:00am)	<a href="#">ANZ Truckometer – Mar</a>
Fri 11 Apr (10:30am)	BusinessNZ Manuf PMI – Mar
Mon 14 Apr (10:30am)	Performance Services Idx – Mar
Mon 14 Apr (10:45am)	Electronic Card Transactions – Mar
Mon 14 Apr (10:45am)	Net Migration – Feb
Tue 15 Apr (10:45am)	Selected Price Indexes – Mar
Wed 16 Apr (early am)	Global Dairy Trade auction
Wed 16 Apr (10:45am)	Merchandise Trade – Mar
Thu 17 Apr (10:45am)	<b>GDP – Q1</b>
Thu 24 Apr (10:00am)	<a href="#">ANZ-RM Consumer Confidence – Apr</a>
Tue 29 Apr (10:45am)	Employment Indicators – Mar
Wed 30 Apr (1:00pm)	<a href="#">ANZ Business Outlook – Apr</a>
Fri 2 May (10:45am)	Building Permits – Mar
Tue 6 May (1:00pm)	<a href="#">ANZ Commodity Price Index – Apr</a>
Wed 7 May (early am)	Global Dairy Trade auction
Wed 7 May (09:00am)	RBNZ FSR
Wed 7 May (10:45am)	<b>Labour Market – Q1</b>

### Interest rate markets

It has been a whippy and volatile week in global bond markets, with US 10-year Treasury bond yields whipsawing on the ebb and flow of tariff expectations. The possibility of a US government shutdown this weekend is now weighing on bond yields, and weaker than expected US CPI and PPI data have given markets more confidence that the Fed will cut three times this year. Amid these crosscurrents, the overall picture is one of uncertainty and volatility rather than trending markets. At the same time, European bond yields are bouncing around as they navigate the opposing forces of fiscal expansion and the prospect of peace in Ukraine, reduced geopolitical risks, and lower energy prices. This backdrop has contributed to high volatility in local interest rates, with NZ 10-year bond yields trading a 4.58/4.71% range over the week. Local bond yields aren't as high as they were in mid-July, but they are trading at wider spreads to swap as well as US and Australian bonds, and that is catching the eye of global investors, evidenced in part by this week's very strong NZGB tender. Shorter-term rates have also been volatile, and unusually sensitive to moves in US rates (which typically tend to affect the long end more, as above). Indeed, having fallen to within a few points of its early February low this week, the bellwether 2-year swap rate has since bounced. Fears of mortgage-related paying have contributed to higher swap rates too as markets debate how keenly households will take to 4.99% fixed rates on offer across most banks. Looking ahead, we still expect rates to continue drifting gradually lower with the OCR, but markets will need more confidence that the OCR is indeed heading to 3% and will remain there for some time before that occurs. On the data and events front, the two key events next week are the release of NZ Q4 GDP and the March Fed meeting, both of which will be important for direction.

### FX markets

The Kiwi is little changed this week, but intra-day volatility is elevated. While it has appreciated over March, the last week has been one of consolidation, and reduced ability to capitalise on USD weakness (compared to the euro and Scandinavian peers). The Kiwi isn't alone here – its AUD and CAD “dollar bloc” peers are also struggling as markets fret about the macro backdrop and export prospects amid US tariff uncertainty. Like interest rate markets, FX markets will be sensitive to NZ GDP data and the Fed meeting next week.

### The week ahead

**REINZ House Prices – February (Monday 17 March, 9:00am).** House price growth is expected to remain muted in the near term due to the large number of listings on the market. Sales volumes are expected to continue to trend higher.

**Performance of Services Index – February (Monday 17 March, 10:30am).** Past services activity in our Business Outlook survey suggests a small lift, remaining in expansionary territory.

**Global Dairy Trade Auction (Wednesday 19 March, early am).** Futures pricing suggest a fall in the headline GDT Price Index of around 3%, driven by softer whole milk powder prices.

**Balance of Payments – Q4 (Wednesday 19 March, 10:45am).** We expect the annual current deficit narrowed 0.4%pts to 6.0% of GDP – see our [Preview](#).

**GDP – Q4 (Thursday 20 March, 10:45am).** We expect the economy expanded 0.4% q/q – see our [Preview](#).

## Key Forecasts and Rates

FX rates	Actual			Forecast (end month)					
	Jan-25	Feb-25	Today	Mar-25	Jun-25	Sep-25	Dec-25	Mar-26	Jun-26
NZD/USD	0.563	0.560	0.570	0.550	0.550	0.570	0.590	0.600	0.610
NZD/AUD	0.908	0.902	0.907	0.902	0.902	0.905	0.922	0.923	0.924
NZD/EUR	0.544	0.540	0.525	0.550	0.545	0.553	0.562	0.566	0.565
NZD/JPY	87.5	84.3	84.2	84.2	83.6	85.5	87.3	87.6	87.8
NZD/GBP	0.455	0.445	0.440	0.455	0.451	0.460	0.461	0.462	0.462
NZ\$ TWI	67.7	67.1	67.6	66.4	66.5	68.5	70.6	71.4	71.9

Interest rates	Actual			Forecast (end month)					
	Jan-25	Feb-25	Today	Mar-25	Jun-25	Sep-25	Dec-25	Mar-26	Jun-26
NZ OCR	4.25	3.75	3.75	3.75	3.25	3.00	3.00	3.00	3.00
NZ 90 day bill	3.93	3.76	3.69	3.40	3.10	3.10	3.10	3.12	3.17
NZ 2-yr swap	3.42	3.43	3.45	3.11	3.10	3.13	3.18	3.19	3.25
NZ 10-yr bond	4.50	4.42	4.57	4.50	4.25	4.00	4.00	4.00	4.25

## Economic forecasts

	Sep-24	Dec-24	Mar-25	Jun-25	Sep-25	Dec-25	Mar-26	Jun-26	Sep-26
GDP (% qoq)	-1.0	<b>0.4</b>	<i>Under review</i>						
GDP (% yoy)	-1.5	<b>-1.4</b>	<i>Under review</i>						
CPI (% qoq)	0.6	0.5	<b>0.8</b>	<b>0.6</b>	<b>0.8</b>	<b>0.4</b>	<b>0.4</b>	<b>0.4</b>	<b>0.7</b>
CPI (% yoy)	2.2	2.2	<b>2.4</b>	<b>2.6</b>	<b>2.7</b>	<b>2.6</b>	<b>2.2</b>	<b>1.9</b>	<b>1.8</b>
Employment (% qoq)	-0.6	-0.1	<b>0.1</b>	<b>0.3</b>	<b>0.4</b>	<b>0.4</b>	<b>0.5</b>	<b>0.6</b>	<b>0.6</b>
Employment (% yoy)	-0.6	-1.1	<b>-0.5</b>	<b>-0.3</b>	<b>0.7</b>	<b>1.2</b>	<b>1.6</b>	<b>1.9</b>	<b>2.1</b>
Unemployment Rate (% sa)	4.8	5.1	<b>5.3</b>	<b>5.3</b>	<b>5.2</b>	<b>5.1</b>	<b>4.9</b>	<b>4.7</b>	<b>4.5</b>

Figures in bold are forecasts. mom: Month-on-Month; qoq: Quarter-on-Quarter; yoy: Year-on-Year. Click [here](#) for full ANZ forecasts

Figure 3. GDP level

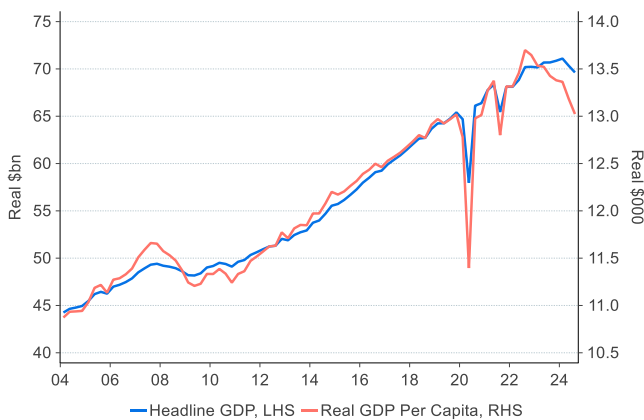


Figure 4. CPI inflation components

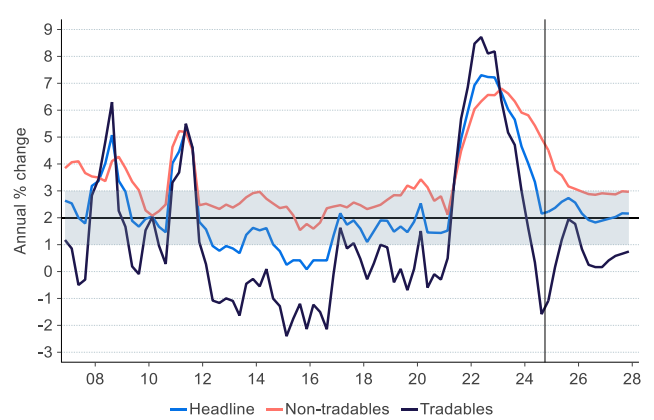


Figure 5. OCR forecast

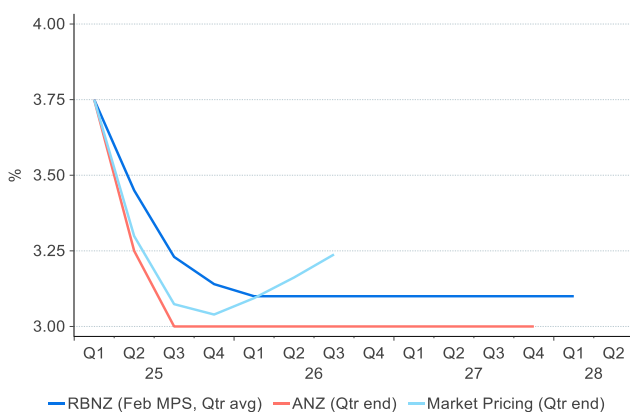
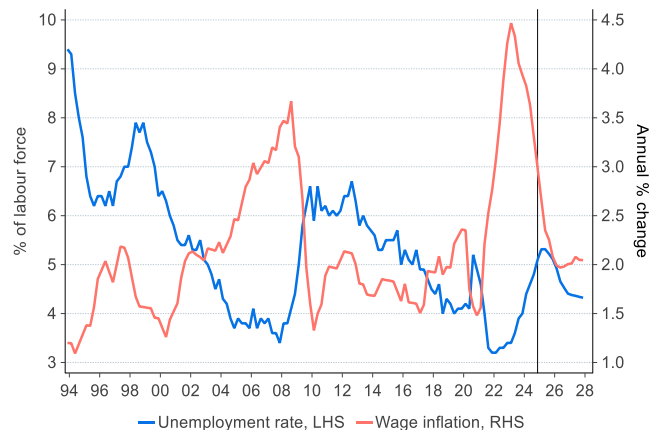


Figure 6. Unemployment and participation rate



Source: Stats NZ, RBNZ, ICAP, Bloomberg, Macrobond, ANZ Research

## Meet the team

We welcome your questions and feedback. Click [here](#) for more information about our team.



**Sharon Zollner**  
Chief Economist

Follow Sharon on Twitter  
[@sharon\\_zollner](#)

Telephone: +64 9 357 4094  
Email: [sharon.zollner@anz.com](mailto:sharon.zollner@anz.com)

General enquiries:  
[research@anz.com](mailto:research@anz.com)

Follow ANZ Research  
[@ANZ\\_Research](#) (global)



**David Croy**  
Senior Strategist

Market developments, interest rates,  
FX, unconventional monetary policy,  
liaison with market participants.

Telephone: +64 4 576 1022  
Email: [david.croy@anz.com](mailto:david.croy@anz.com)



**Miles Workman**  
Senior Economist

Macroeconomic forecast  
co-ordinator, economic developments,  
labour market dynamics, inflation,  
fiscal and monetary policy.

Telephone: +64 21 661 792  
Email: [miles.workman@anz.com](mailto:miles.workman@anz.com)



**Henry Russell**  
Economist

Macroeconomic forecasting, economic  
developments, GDP and activity  
dynamics and monetary policy.

Telephone: +64 21 629 553  
Email: [henry.russell@anz.com](mailto:henry.russell@anz.com)



**Kyle Uerata**  
Economic Statistician

Economic statistics, ANZ proprietary  
data (including ANZ Business  
Outlook), data capability and  
infrastructure.

Telephone: +64 21 633 894  
Email: [kyle.uerata@anz.com](mailto:kyle.uerata@anz.com)



**Natalie Denne**  
PA / Desktop Publisher

Business management, general  
enquiries, mailing lists, publications,  
chief economist's diary.

Telephone: +64 21 221 7438  
Email: [natalie.denne@anz.com](mailto:natalie.denne@anz.com)

## Important Notice

Last updated: 19 November 2024

**This document (in the form of text, image, video or audio) is intended for ANZ Group's Institutional, Markets, Private Bank and Premier Banking clients. It should not be forwarded, copied or distributed. The opinions and research contained in it are (a) not personal financial advice; (b) provided for information only; and (c) general in nature and do not take into account your financial situation or goals.**

This document may be restricted by law in certain jurisdictions. Recipients must observe all relevant restrictions.

**Disclaimer for all jurisdictions:** This document is prepared and distributed in your country/region by Australia and New Zealand Banking Group Limited (ABN11 005 357 522) (**ANZ**), a company incorporated in Australia or (if otherwise stated), by its subsidiary or branch (herein collectively referred to as **ANZ Group**). The views expressed in it are those of ANZ Research, an independent research team of Australia and New Zealand Banking Group Limited.

This document is distributed on the basis that it is only for the information of the specified recipient or permitted user of the relevant website (**recipients**).

This document is solely for informational purposes and nothing in it is intended to be an invitation, solicitation or offer by ANZ Group to sell, or buy, receive or provide any product or service, or to participate in a particular trading strategy.

Distribution of this document to you is only as may be permissible by the laws of your jurisdiction, and is not directed to or intended for distribution or use by recipients resident or located in jurisdictions where its use or distribution would be contrary to those laws or regulations, or in jurisdictions where ANZ Group would be subject to additional licensing or registration requirements. Further, any products and services mentioned in this document may not be available in all countries.

ANZ Group in no way provides any personal financial, legal, taxation or investment advice to you in connection with any product or service discussed in this document. Before making any investment decision, recipients should seek independent financial, legal, tax and other relevant advice having regard to their particular circumstances.

Whilst care has been taken in the preparation of this document and the information contained within is believed to be accurate and made on reasonable grounds on the date it was published, ANZ Group does not represent or warrant the accuracy or completeness of the information. Further, ANZ Group does not accept any responsibility to inform you of any matter that subsequently comes to its notice which may affect the accuracy of the information in this document.

This document may contain forward looking statements or opinions including statements regarding our intent, belief or current expectations regarding economic and market conditions, financial instruments and credit markets. Such statements are usually predictive in character, may not be accurate once the future becomes known and should not be relied upon when making investment decisions. Past performance is not a reliable indicator of future performance. ANZ does not accept any responsibility to inform you of any revisions to these forward-looking statements to reflect events or circumstances occurring after the date of this document.

Preparation of this document and the opinions expressed in it may involve material elements of subjective judgement and analysis. Unless specifically stated otherwise: they are current on the date of this document and are subject to change without notice; and, all price information is indicative only. Any opinions expressed in this document are subject to change at any time without notice.

ANZ Group does not guarantee the performance of any product mentioned in this document. All investments entail a risk and may result in both profits and losses. Any products and services described in this document may not be suitable for all investors, and transacting in these products or services may be considered risky.

ANZ Group expressly disclaims any responsibility and shall not be liable for any loss, damage, claim, liability, proceedings, cost or expense (**Liability**) arising directly or indirectly and whether in tort (including negligence), contract, equity or otherwise (including infringement of any third party rights) out of or in connection with this document and your use of it to the extent permissible under relevant law. The contents of this document have not been reviewed by any regulatory body or authority in any jurisdiction.

ANZ Group may have an interest in the subject matter of this document. They may receive fees from customers for dealing in any products or services described in this document, and their staff and introducers of business may share in such fees or remuneration that may be influenced by total sales, at all times received and/or apportioned in accordance with local regulatory requirements. Further, they or their customers may have or have had interests or long or short positions in any products or services described in this document, and may at any time make purchases and/or sales in them as principal or agent, as well as act (or have acted) as a market maker in such products. This document is published in accordance with ANZ Group's policies on conflicts of interest and ANZ Group maintains appropriate information barriers to control the flow of information between businesses within the group.

Your ANZ Group point of contact can assist with any questions about this document including for further information on these disclosures of interest.

**Australia.** ANZ holds an Australian Financial Services licence no. 234527. For a copy of ANZ's Financial Services Guide please [click here](#) or request from your ANZ point of contact.

**Brazil.** This document is distributed on a cross border basis and only following request by the recipient. No securities are being offered or sold in Brazil under this document, and no securities have been and will not be registered with the Securities Commission - CVM.

**Brunei, Japan, Kuwait, Malaysia, Switzerland, Taiwan.** This document is distributed in each of these jurisdictions by ANZ on a cross-border basis.

**Cambodia.** The information contained in this document is confidential and is provided solely for your use upon your request. This does not constitute or form part of an offer or solicitation of any offer to engage services, nor should it or any part of it form the basis of, or be relied in any connection with, any contract or commitment whatsoever. ANZ does not have a licence to undertake banking operations or securities business or similar business, in Cambodia. By requesting financial services from ANZ, you agree, represent and warrant that you are engaging our services wholly outside of Cambodia and subject to the laws of the contract governing the terms of our engagement.

**Canada.** This document is general information only, is intended for institutional use only – not retail, and is not meant to be tailored to the needs and circumstances of any recipient. In addition, this document is not intended to be an offer or solicitation to purchase or sell any security or other financial instrument or to employ a specific investment strategy.

**Chile.** You understand and agree that ANZ is not regulated by Chilean Authorities and that the provision of this document is not subject to any Chilean supervision and is not guaranteed by any regulatory or governmental agency in Chile.

**Fiji.** For Fiji regulatory purposes, this document and any views and recommendations are not to be deemed as investment advice. Fiji investors must seek licensed professional advice should they wish to make any investment in relation to this document.

**Hong Kong.** This document is issued or distributed in Hong Kong by the Hong Kong branch of ANZ, which is registered at the Hong Kong Monetary Authority to conduct Type 1 (dealing in securities), Type 4 (advising on securities) and Type 6 (advising on corporate finance) regulated activities. The contents of this document have not been reviewed by any regulatory authority in Hong Kong. If you are in any doubt about any of the contents of this document, you should obtain independent professional advice.

**India.** If this document is received in India, only you (the specified recipient) may print it provided that before doing so, you specify on it your name and place of printing.

**Israel.** ANZ is not a holder of a licence granted in Israel pursuant to the Regulation of Investment Advising, Investment Marketing and Portfolio Management Law, 1995 ("Investment Advice Law") and does not hold the insurance coverage required of a licensee pursuant to the Investment Advice Law. This publication has been prepared exclusively for Qualified Clients as such term is defined in the First Schedule to the Investment Advice Law. As a prerequisite to the receipt of a copy of this publication a recipient will be required to provide confirmation and evidence that it is a Qualified Client. Nothing in this publication should be considered Investment Advice or Investment Marketing as defined in the Investment Advice Law. Recipients are encouraged to seek competent investment advice from a locally licensed investment adviser prior to making any investment.

**Macau.** Click [here](#) to read the disclaimer for all jurisdictions in Mandarin. 澳门。点击[此处](#)阅读所有司法管辖区的免责声明的中文版。

**Myanmar.** This document is intended to be general and part of ANZ's customer service and marketing activities when implementing its functions as a licensed bank. This document is not Securities Investment Advice (as that term is defined in the Myanmar Securities Transaction Law 2013).

**New Zealand.** This document is distributed in New Zealand by ANZ Bank New Zealand Limited. The material is for information purposes only and is not financial advice about any product or service. We recommend you seek advice about your financial situation and goals before acquiring or disposing of (or not acquiring or disposing of) a financial product.

**Oman.** ANZ neither has a registered business presence nor a representative office in Oman and does not undertake banking business or provide financial services in Oman. Consequently, ANZ is not regulated by either the Central Bank of Oman (CBO) or Oman's Capital Market Authority (CMA). The information contained in this document is for discussion purposes only and neither constitutes an offer of securities in Oman as contemplated by the Commercial Companies Law of Oman (Royal Decree 4/74) or the Capital Market Law of Oman (Royal Decree 80/98), nor does it constitute an offer to sell, or the solicitation of any offer to buy non-Omani securities in Oman as contemplated by Article 139 of the Executive Regulations to the Capital Market Law (issued vide CMA Decision 1/2009). ANZ does not solicit business in Oman and the only circumstances in which ANZ sends information or material describing financial products or financial services to recipients in Oman, is where such information or material has been requested from ANZ and the recipient understands, acknowledges and agrees that this document has not been approved by the CBO, the CMA or any other regulatory body or authority in Oman. ANZ does not market, offer, sell or distribute any financial or investment products or services in Oman and no subscription to any securities, products or financial services may or will be consummated within Oman. Nothing contained in this document is intended to constitute Omani investment, legal, tax, accounting or other professional advice.

**People's Republic of China (PRC).** This document may be distributed by either ANZ or Australia and New Zealand Bank (China) Company Limited (**ANZ China**). Recipients must comply with all applicable laws and regulations of PRC, including any prohibitions on speculative transactions and CNY/CNH arbitrage trading. If this document is distributed by ANZ or an Affiliate (other than ANZ China), the following statement and the text below is applicable: No action has been taken by ANZ or any affiliate which would permit a public offering of any products or services of such an entity or distribution or re-distribution of this document in the PRC. So, the products and services of such entities are not being offered or sold within the PRC by means of this document or any other document. This document may not be distributed, re-distributed or published in the PRC, except under circumstances that will result in compliance with any applicable laws and regulations. If and when the material accompanying this document relates to the products and/or services of ANZ China, the following statement and the text below is applicable: This document is distributed by ANZ China in the Mainland of the PRC.

**Peru.** The information contained in this document has not been, and will not be, registered with or approved by the Peruvian Superintendency of the Securities Market (Superintendencia del Mercado de Valores, **SMV**) or the Lima Stock Exchange (Bolsa de Valores de Lima, **BVL**) or under the Peruvian Securities Market Law (Legislative Decree 6 861), and will not be subject to Peruvian laws applicable to public offerings in Peru. To the extent this information refers to any securities or interests, it should be noted the securities or interests may not be offered or sold in Peru, except if (i) such securities or interests were previously registered with the Peruvian Superintendency of the Securities Market, or (ii) such offering is considered a private offering in Peru under the securities laws and regulation of Peru.

**Qatar.** This document has not been, and will not be:

- lodged or registered with, or reviewed or approved by, the Qatar Central Bank (QCB), the Qatar Financial Centre (QFC) Authority, QFC Regulatory Authority or any other authority in the State of Qatar (Qatar); or
- authorised or licensed for distribution in Qatar, and the information contained in this document does not, and is not intended to, constitute a public offer or other invitation in respect of securities in Qatar or the QFC.

The financial products or services described in this document have not been, and will not be:

- registered with the QCB, QFC Authority, QFC Regulatory Authority or any other governmental authority in Qatar; or
- authorised or licensed for offering, marketing, issue or sale, directly or indirectly, in Qatar.

Accordingly, the financial products or services described in this document are not being, and will not be, offered, issued or sold in Qatar, and this document is not being, and will not be, distributed in Qatar. The offering, marketing, issue and sale of the financial products or services described in this document and distribution of this document is being made in, and is subject to the laws, regulations and rules of, jurisdictions outside of Qatar and the QFC. Recipients of this document must abide by this restriction and not distribute this document in breach of this restriction. This document is being sent/issued to a limited number of institutional and/or sophisticated investors (i) upon their request and confirmation that they understand the statements above; and (ii) on the condition that it will not be provided to any person other than the original recipient, and is not for general circulation and may not be reproduced or used for any other purpose.

**Singapore.** To the extent that this document contains any statements of opinion and/or recommendations related to an investment product or class of investment product (as defined in the Financial Advisers Act 2001), this document is distributed in Singapore by ANZ solely for the information of "accredited investors", "expert investors" or (as the case may be) "institutional investors" (each term as defined in the Securities and Futures Act 2001 of Singapore). ANZ is licensed in Singapore under the Banking Act 1970 of Singapore and is exempted from holding a financial adviser's licence under Section 23(1)(a) of the Financial Advisers Act 2001 of Singapore. In respect of any matters arising from, or in connection with, the distribution of this document in Singapore, please speak to your usual ANZ contact in Singapore.

**United Arab Emirates (UAE).** This document is distributed in the UAE or the Dubai International Financial Centre (DIFC) (as applicable) by ANZ. This document does not, and is not intended to constitute: (a) an offer of securities anywhere in the UAE; (b) the carrying on or engagement in banking, financial and/or investment consultation business in the UAE under the rules and regulations made by the Central Bank of the UAE, the Emirates Securities and Commodities Authority or the UAE Ministry of Economy; (c) an offer of securities within the meaning of the Dubai International Financial Centre Markets Law (**DIFCML**) No. 12 of 2004; and (d) a financial promotion, as defined under the DIFCML No. 1 of 200. ANZ DIFC Branch is regulated by the Dubai Financial Services Authority (**DFSA**). The financial products or services described in this document are only available to persons who qualify as “Professional Clients” or “Market Counterparty” in accordance with the provisions of the DFSA rules.

**United Kingdom.** This document is distributed in the United Kingdom by Australia and New Zealand Banking Group Limited (ANZ) solely for the information of persons who would come within the Financial Conduct Authority (FCA) definition of “eligible counterparty” or “professional client”. It is not intended for and must not be distributed to any person who would come within the FCA definition of “retail client”. Nothing here excludes or restricts any duty or liability to a customer which ANZ may have under the UK Financial Services and Markets Act 2000 or under the regulatory system as defined in the Rules of the Prudential Regulation Authority (PRA) and the FCA. ANZ considers this document to constitute an Acceptable Minor Non-Monetary Benefits (AMNMB) under the relevant inducement rules of the FCA. ANZ is authorised in the United Kingdom by the PRA and is subject to regulation by the FCA and limited regulation by the PRA. Details about the extent of our regulation by the PRA are available from us on request.

**United States.** Except where this is a FX-related document, this document is distributed in the United States by ANZ Securities, Inc. (ANZ SI) which is a member of the Financial Regulatory Authority (FINRA) ([www.finra.org](http://www.finra.org)) and registered with the SEC. ANZSI's address is 277 Park Avenue, 31st Floor, New York, NY 10172, USA (Tel: +1 212 801 9160 Fax: +1 212 801 9163). ANZSI accepts responsibility for its content. Information on any securities referred to in this document may be obtained from ANZSI upon request. This document or material is intended for institutional use only – not retail. If you are an institutional customer wishing to effect transactions in any securities referred to in this document you must contact ANZSI, not its affiliates. ANZSI is authorised as a broker-dealer only for institutional customers, not for US Persons (as “US person” is defined in Regulation S under the US Securities Act of 1933, as amended) who are individuals. If you have registered to use our website or have otherwise received this document and are a US Person who is an individual: to avoid loss, you should cease to use our website by unsubscribing or should notify the sender and you should not act on the contents of this document in any way. Non-U.S. analysts may not be associated persons of ANZSI and therefore may not be subject to FINRA Rule 2242 restrictions on communications with the subject company, public appearances and trading securities held by the analysts. Where this is a FX-related document, it is distributed in the United States by ANZ's New York Branch, which is also located at 277 Park Avenue, 31st Floor, New York, NY 10172, USA (Tel: +1 212 801 9160 Fax: +1 212 801 9163).

**Vietnam.** This document is distributed in Vietnam by ANZ or ANZ Bank (Vietnam) Limited, a subsidiary of ANZ.